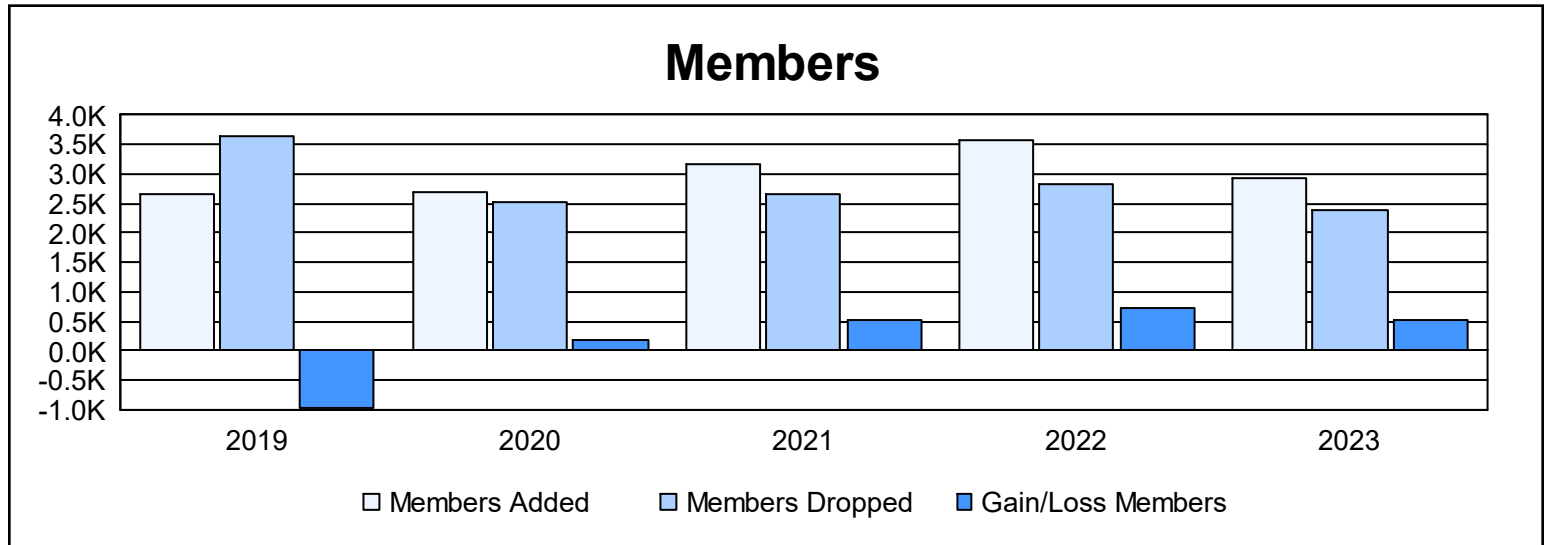
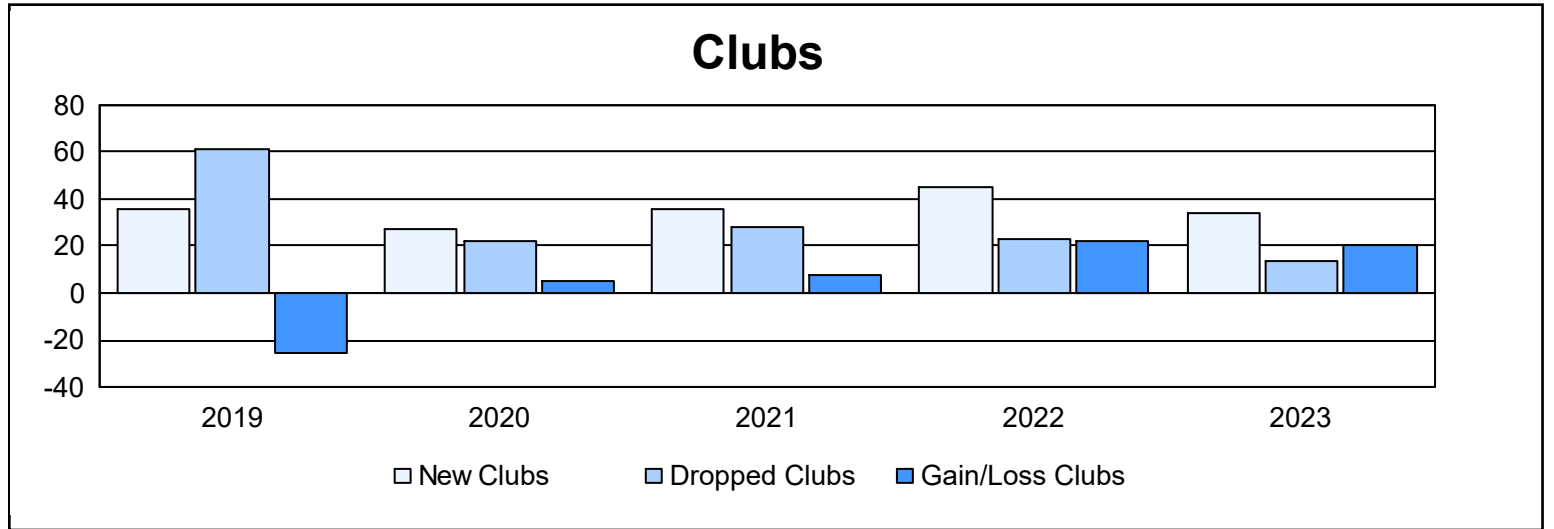
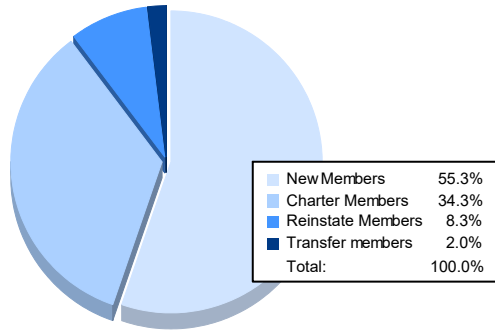


| Year           | New Clubs | Dropped Clubs | Gain/ Loss Clubs | New Members  | Charter Members | Reinstate Members | Transfer Members | Total Member Added | Total Members Dropped | Gain/ Loss Members |
|----------------|-----------|---------------|------------------|--------------|-----------------|-------------------|------------------|--------------------|-----------------------|--------------------|
| 2018-2019      | 36        | 61            | -25              | 1,525        | 1,015           | 78                | 39               | 2,657              | 3,626                 | -969               |
| 2019-2020      | 27        | 22            | 5                | 1,683        | 820             | 96                | 85               | 2,684              | 2,512                 | 172                |
| 2020-2021      | 36        | 28            | 8                | 1,955        | 1,037           | 131               | 60               | 3,183              | 2,659                 | 524                |
| 2021-2022      | 45        | 23            | 22               | 2,163        | 1,277           | 72                | 53               | 3,565              | 2,841                 | 724                |
| 2022-2023      | 34        | 14            | 20               | 1,612        | 1,001           | 243               | 59               | 2,915              | 2,393                 | 522                |
| <b>Average</b> | <b>36</b> | <b>30</b>     | <b>6</b>         | <b>1,788</b> | <b>1,030</b>    | <b>124</b>        | <b>59</b>        | <b>3,001</b>       | <b>2,806</b>          | <b>195</b>         |



### Membership Composition June 2023 Cumulative



### Gender Composition June 2023 Cumulative

